

3.3 INTERMEDIATE PACKAGING (Consolidation of Unit Packages)

3.3.1 The quantity of unit packages per intermediate container shall not exceed the maximum dimension/weight provisions of the container specification. When packing more than one lot, each lot shall be in a separate intermediate container.

3.3.2 Fill all voids with suitable dunnage, blocking or bracing to prevent damage during handling/storage.

3.4 PACKING

3.4.1 Pack any number of intermediate containers uniformly into each storage container.

3.4.2 Storage containers as packed, shall protect each item during ordinary handling and storage.

3.5 MARKING

3.5.1 Unit Package Marking – Label or mark each package to show:

- a. Part number per contracting document
- b. Supplier identity
- c. Proper DOT shipping name/class of explosive
- d. Net weight of explosive in package
- e. Manufacturing or loading date
- f. Lot number
- g. Manufacturing serial number (when applicable)
- h. Limited calendar life (when applicable)
- i. Apply humidity control labels (when applicable)
- j. Special Marks:
“WARNING (red letters) contents subject to ignition/detonation by electrostatic discharge. Ground inner conductive wrap before and during removal from this package.”

3.5.2 Intermediate Packaging Marking – Label or mark each container same as Paragraph 3.5.1.

3.5.3 Storage Container Marking – Label or mark each container to show part number, the LMMS contracting document number, supplier, and quantity of parts. Apply appropriate explosive labels, as required.

3.5.4 Special precautionary and handling markings shall be applied as required.

4.0 QUALITY ASSURANCE

4.1 Packaging shall be accomplished in such a manner as to prevent physical damage to, or degradation of, the packaged items during handling & storage.

5.0 NOTES

5.1 The following information is intended as a guide or aid in meeting the requirements of this standard.

5.2 MATERIAL SPECIFICATIONS

<u>Commodity</u>	<u>Military/Commercial Specifications</u>
Barrier, Water Vaporproof	MIL-B-131, Class 1
Box, Fiberboard	PPP-B-636
Box, Wood Cleated	PPP-B-601
Box, Wood Nailed	PPP-B-621
Can, Fiber, Spiral Wound	MIL-C-3955
Can, Metal	PPP-C-96
Desiccant, Bagged	MIL-D-3464
Drum, Metal	MIL-D-6054
Drum, Reusable	MIL-D-6055
Fiberboard, Corrugated	PPP-F-320
Indicator, Humidity	MS20003
Paper, Waterproof/Greaseproof	MIL-B-121
Plastic Sheets, Electrostatic Free	MIL-B-81705
Velostat (conductive film)	#1701, Custom Materials, Chelmsford, MA

6.0 NOTES – EXPLOSIVES SENSITIVE TO STATIC ELECTRICITY

Ammonium Picrate Dust	Mercury Fulminate
Black Powder Dust	Potassium Chlorate
Diazo – Dinitrophenol	Tetrazene
Grade B Magnesium Powder	Tetryl
Igniter Compositions	Tetrytol
Lead Azide	Zirconium Powder
Lead Styphnate	

Table 1 METHODS OF PRESERVATION		
LPS Suffix	Type of Preservation	Method (Ref MIL-P-116)
A	No specific preservation required. Package for mechanical/physical protection.	III
B	Waterproof barrier (any applicable ID method)	IC
C	Water-vaporproof barrier <u>without desiccant</u> (any applicable IA method)	IA
D	Water-vaporproof barrier <u>with desiccant</u> (floating bag) Figure 1	IIa
E	Water-vaporproof barrier <u>with desiccant</u> (container, barrier, container) Figure 2	IIb
F	Water-vaporproof barrier <u>with desiccant</u> (cushioned item, bag) Figure 3, Figure 4	IIc
G	Water-vaporproof barrier <u>with desiccant</u> (rigid metal container) Figure 8	IId
H	Water-vaporproof barrier <u>with desiccant</u> (container, barrier) Figure 5, Figure 6	IIe
I	Water-vaporproof <u>with desiccant</u> (rigid container, other than metal) Figure 7	IIf

Table 2 CUSHIONING		
LPS Suffix	Type of Material	Material Specification
A	Cellulosic Cushioning	PPP-C-843
B	Flexible Corrugated	PPP-P-291
C	Bound Fiber – Type III, Class B, Medium Firm	PPP-C-1120
D	Bound Fiber – Type IV, Class B Firm	PPP-C-1120
E	Polyurethane Foam – Flexible, Type I, Class 2, 1.2 – 1.5 Density	MIL-P-26514
F	Polyurethane Foam – Flexible, Type I, Class 2, 2.0 – 2.4 Density	MIL-P-26514
G	Polyurethane Foam – Flexible, Type I, Class 2, 2.0 – 2.4 Density	MIL-P-26514
H	Polyurethane Foam – Flexible, Type I, Class 2, 2.5 – 3.0 Density	MIL-P-26514
I	Any of the Above – Supplier Option	–
J	No specific cushioning required	–

Table 3 CUSHIONING THICKNESS	
LPS Suffix	Cushioning Thickness Required on All Sides of the Item
A	1/2 inch
B	1 inch
C	2 inches
D	3 inches
E	4 inches
F	5 inches
G	6 inches
H	Not applicable
X	As required

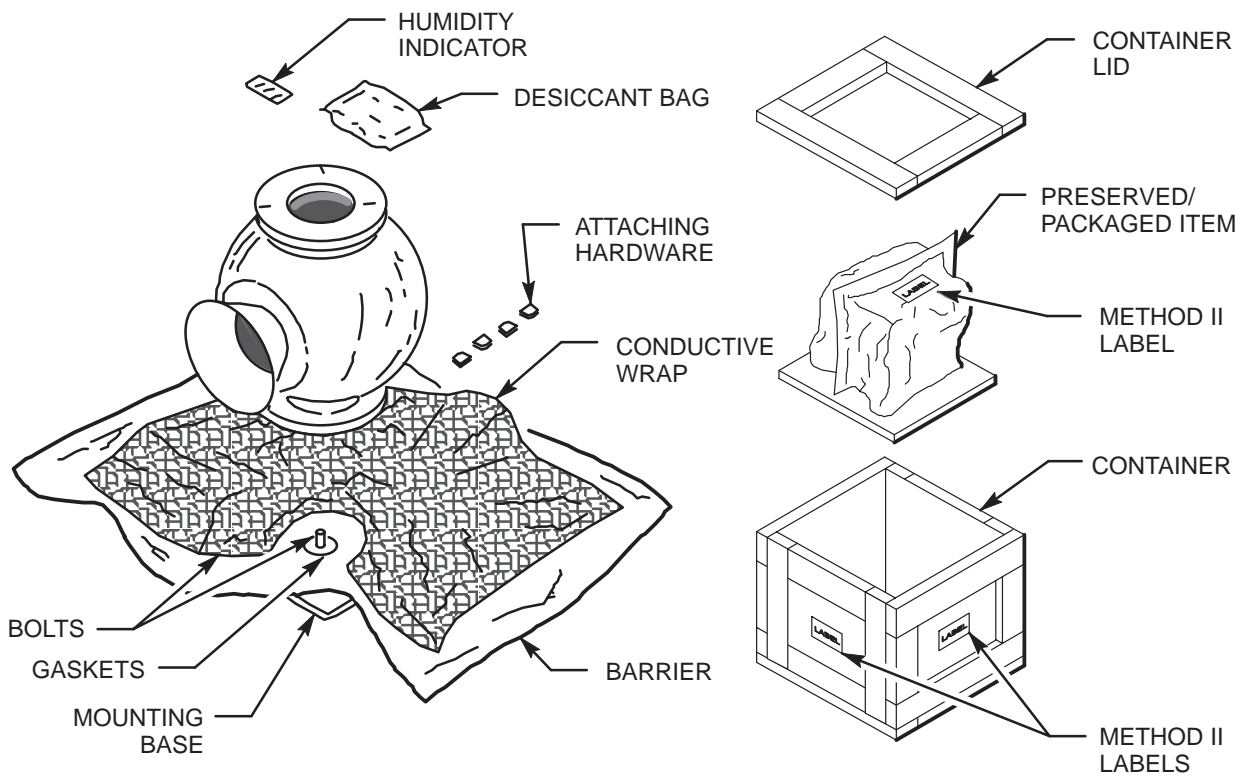


Figure 1. Floating Bag Package

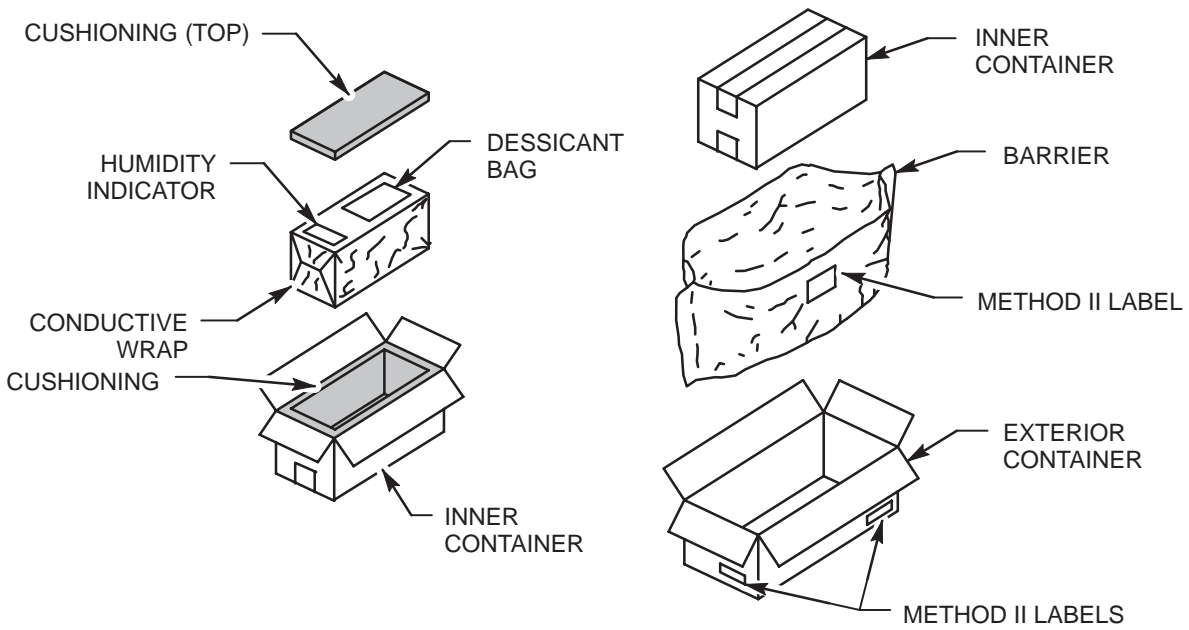


Figure 2. Container, Barrier, Container

P30008-001

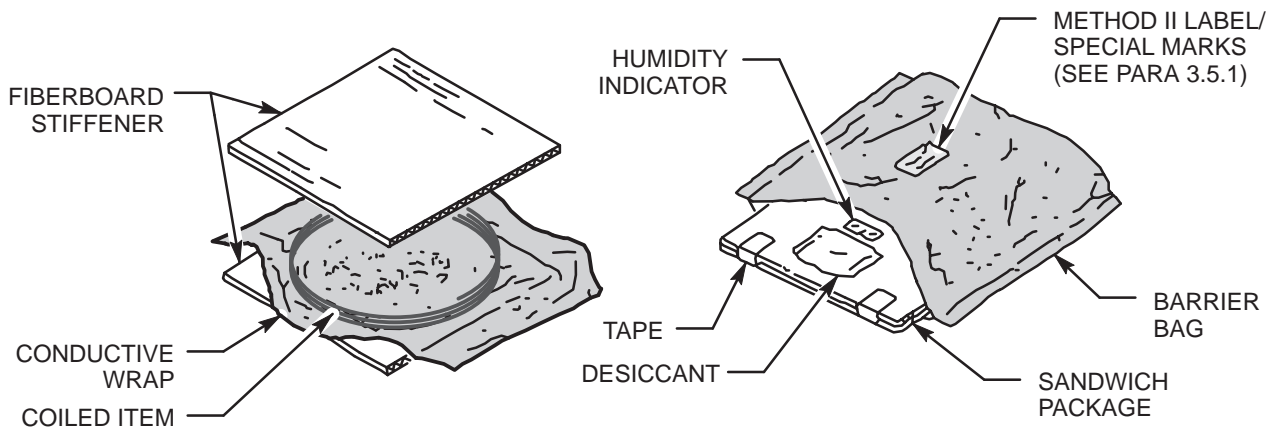


Figure 3. Cushioned Item Bag - Coiled Item

P10137-001

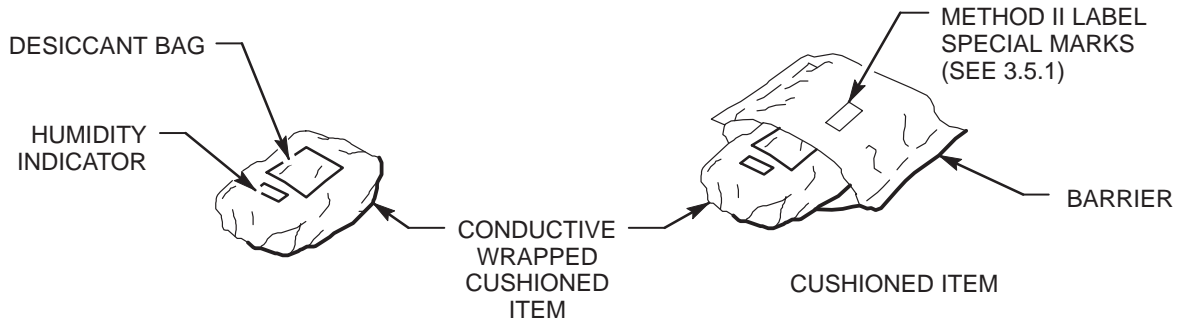


Figure 4. Cushioned Item Bag

P30009-001

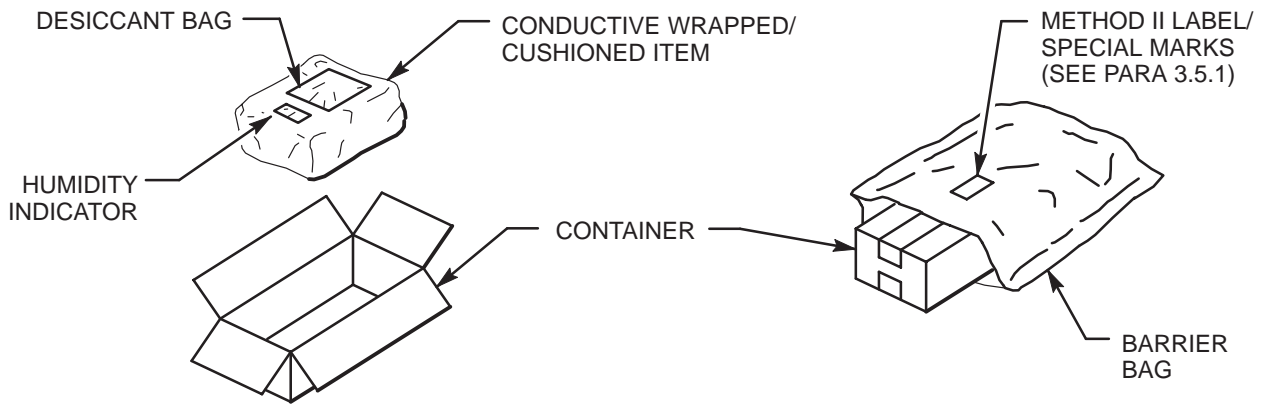


Figure 5. Container, Barrier

P30011-001

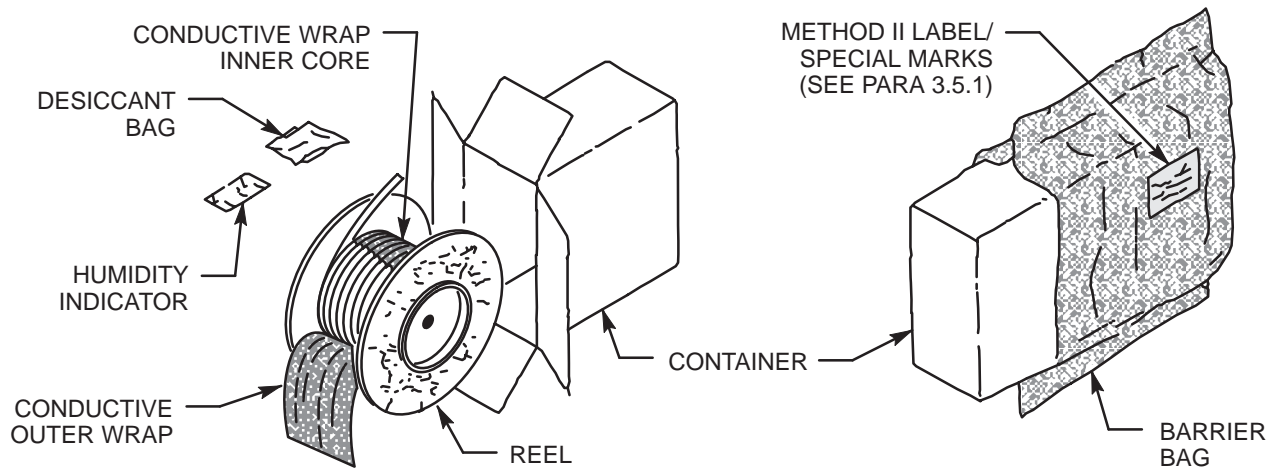


Figure 6. Reel Package

P10138-001

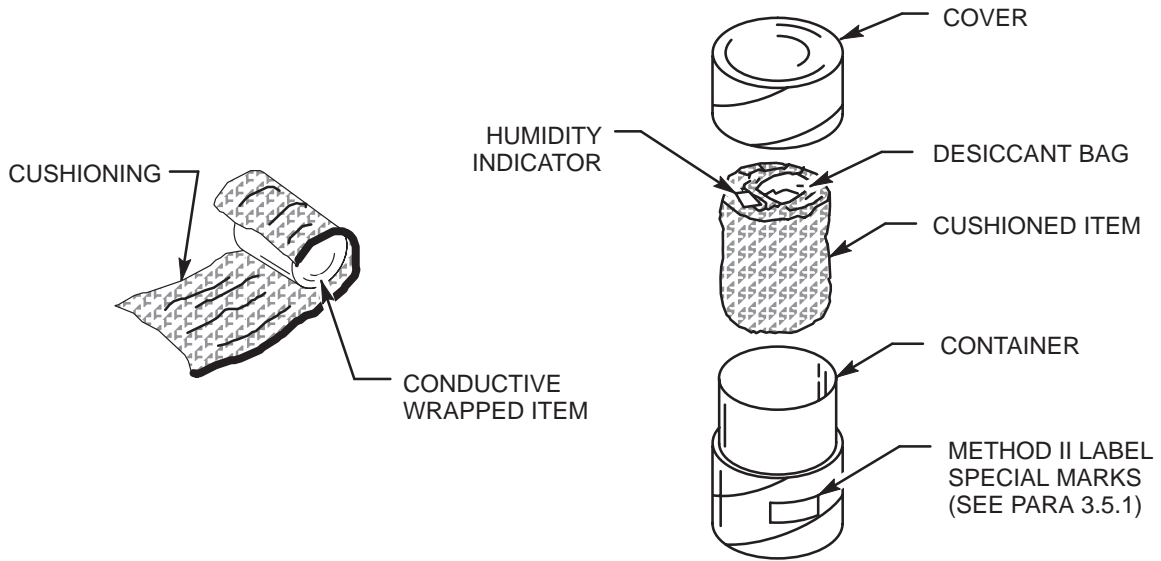


Figure 7. Rigid Container (Other Than Metal)

P30012-001

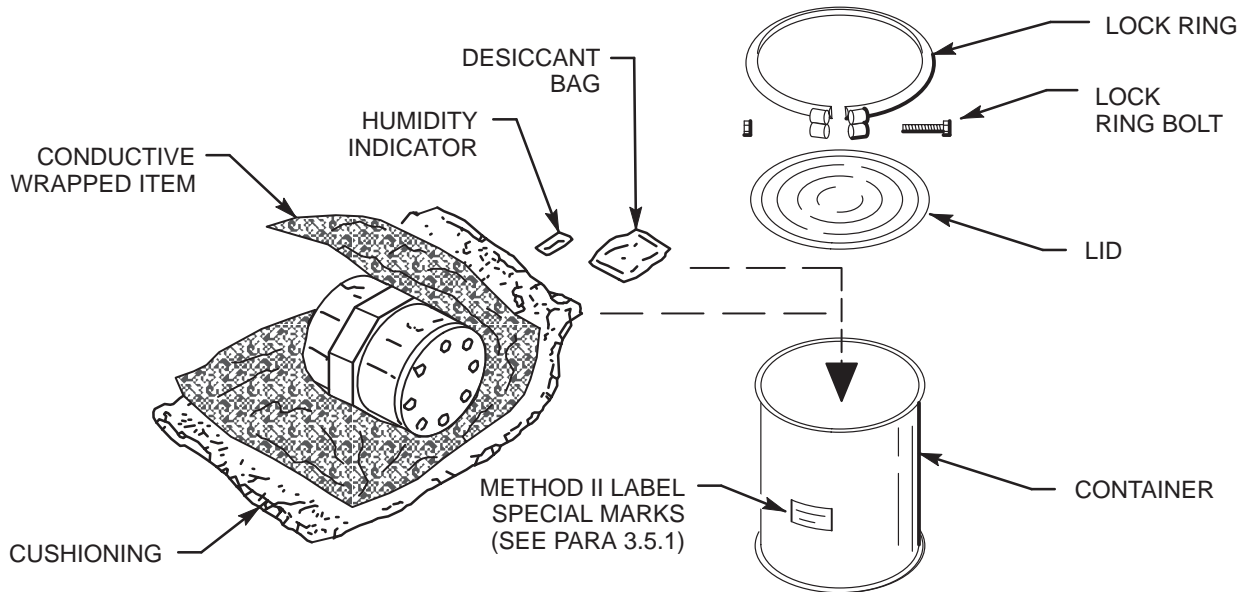


Figure 8. Rigid Metal Container

P30010-003